





PRE-INSULATED ALUMINIUM DUCT

ALP Pre-Insulated Aluminium Duct Panels				
PRODUCT CODE	DESCRIPTION	SIZE	PIECES	
ALPB4000R1	ALP Board Only R1.0	4000mm x 1200mm x 21mm	7	
ALPB4000R12	ALP Board Only R1.2	4000mm x 1200mm x 25mm	5	
ALPB4000R2	ALP Board Only R2	4000mm x 1200mm x 42mm	3	

ALP Pre-Insulated Duct - Box Flat Packed
<p>PRODUCT CODE</p> <p>ALPBF</p> <p>Note:</p> <ul style="list-style-type: none"> Please specify the following information prior to ordering: <ul style="list-style-type: none"> - Spigot Size (Dia.) - Location of Spigot(s) - Number of Spigots - Height of Box - R-Value All opening dimensions will be assumed as internal sizes unless otherwise stated. All heights will be assumed as overall unless otherwise stated. “h” Extrusion is standard for all boxes unless specified otherwise. Flanges and Spigots are not affiliated with ALP.
<div style="display: flex; justify-content: space-around; align-items: flex-end;"> <div style="text-align: center;">  <p>End Boot Flat Packed</p> </div> <div style="text-align: center;">  <p>Side Boot Flat Packed</p> </div> <div style="text-align: center;">  <p>Uni Boot Flat Packed</p> </div> </div>